



## INSTANT TAPE-ON HAIR ACCENTS

Everything you need to create your own fresh and unique looks without the use of coloring or bleaches. These permanently colored extensions are so flat and flexible, the world will be convinced your grew them yourself. Package includes 3 COLORS™ extensions.



INSTANT  
TAPE-ON  
HAIR  
ACCENTS

Manufactured  
exclusively by  
Mark Barrington  
Concepts, Inc.  
Made in the USA.

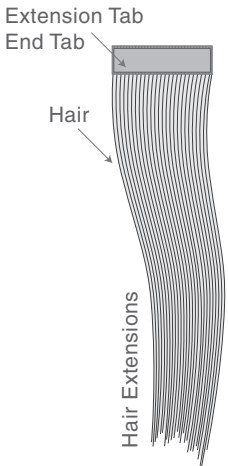


[www.markbarrington.com](http://www.markbarrington.com)



Mark Barrington Hair Accents: packaging, logo, instructions (see page 2)

# COLORS™ Hair Extensions Instructions



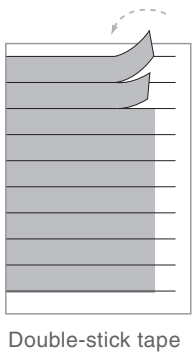
Enjoy COLORS™ Hair Extensions indefinitely. As many colors as you want. Each application lasts ...days. No mess. No fuss. No goops. Here's how:

## Easy 3-step Application

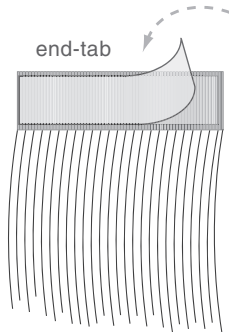
The idea: You'll part your hair and stick COLORS™ Hair Extension to both hair below and hair above using our disposable double-stick tapes.

You'll need:

- Clean, dry hair & comb;
- COLORS™ Hair Extension end-tab
- 2 pieces double-stick tape (pink strips)
- Tweezers (optional - help remove non-stick protective coverings)

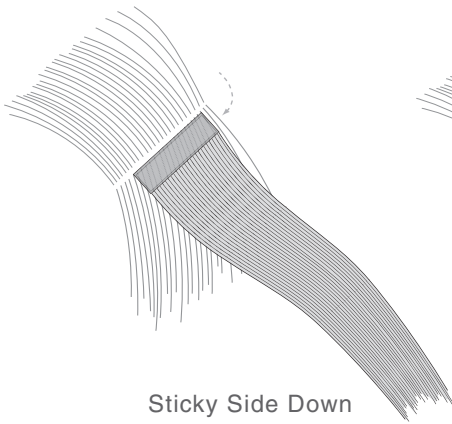


Double-stick tape

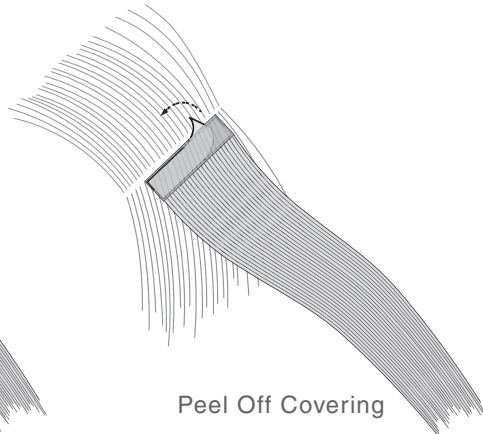


end-tab

Step One: Remove two pink attachment tapes. Apply sticky tape to each side of COLORS™ end-tab. Then, remove non-stick covering on one side of the tab.

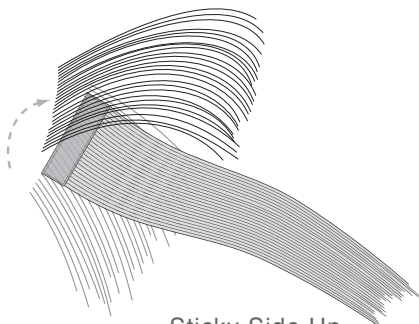


Sticky Side Down



Peel Off Covering

Step Two: Now, part hair. Place tab sticky side down on hair, right below part (not to scalp) and press down firmly to adhere.



Sticky Side Up

Step Three: Remove final pink non-stick covering from top of tab. Bring hair down evenly (from above part) to cover sticky tab. Press firmly.

There - you're done.

See how simple? For great multicolor effects, enjoy applying as many kinky (wild) COLORS™ Extensions as you like, just this way.

## To Remove COLORS™ Hair Extensions

You'll need:

Bottle Cleartec™, non-toxic, removal solution

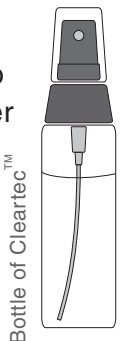
Spray top and bottom of COLORS™ end tabs, at the scalp, with Cleartec solution. And gently rub it in.

Gently peel away COLORS™, at the tab - don't pull on hair extension.

Gently rub off leftover sticky tape from COLORS™ end tabs. (Don't pick off - COLORS™ might come apart.)

Let solution air dry; no need to shampoo, either hair or extension.

Store COLORS™ carefully in tube for next use.



Bottle of Cleartec™

For additional Cleartec™ Hair Extension Removal Solution, call: (800) 817-8967.

[www.markbarrington.com](http://www.markbarrington.com)